



# Vigo County, IN Jail & Criminal Justice - Assessment & Action Planning

*“Assess, Analyze, Actualize”*

# RJS Project Team

Dr. Allen R. Beck, JCI

Mr. Rod Miller, CRS

Susie Edwards

Carol Ann Ray, QIRN

Dr. Kenneth A. Ray, RJS

*“Dedicated to Public Safety and Community Wellness”*



**Vigo County, IN**  
**2018 Jail & Criminal Justice - Assessment & Action Planning Project**  
*“Assess, Analyze, Actualize”*

**Community Forum Participant Input**

**Thank you for participating in this community forum. Your input is important to this project and we appreciate your opinions.**

***“What is important to you?”*** Incarcerating people in the Vigo County Jail can create many outcomes. Please list important outcomes you believe should come from incarcerating people in the Vigo County Jail (examples: safety and security of staff and inmates, efficient and responsible use of public resources, many others).

**Incarceration Outcomes important to me:**

**1**

---

**2**

---

**3**

---

**4**

---

**5**

---

**6**

---

**FINAL QUESTION: Have you, a loved one, of friend ever been incarcerated? (circle) YES NO**

# Assessment and Action Planning Foundational Assumptions

- 1. Fairness**
- 2. Inclusion and collaboration in decision-making**
- 3. Efficient and Effective**
- 4. Optimize application of evidence-based best practices**
- 5. Consistency and continuity of inmate care, custody, criminal justice processes and outcomes**
- 6. Timeliness in provision of justice and public safety**

## **Assessment and Action Planning Foundational Assumptions, cont.**

- 7. Positive public perceptions, stakeholder and community involvement and support**
- 8. Respect for all**
- 9. Sustainable provision of constitutional levels of inmate care and custody**
- 10. Safe and secure jail environments**
- 11. Cost-effective and sustainable system reforms**
- 12. Flexibility**
- 13. Ongoing institutional and system review processes**

## **Project Purpose(s)**

**Assist Vigo County, identify and chose best options for resolving extant issues involving:**

- 1. Criminal Justice System efficiencies and outcomes**
- 2. Community corrections, probation and parole practices and outcomes**
- 3. Jail population management and crowding practices and outcomes**
- 4. Jail facility structure and operational conditions of confinement**
- 5. Constitutional care and custody of persons confined at the Vigo County Jail**

**Assist Vigo County resolve federal class-action claims and litigation pertaining to Case 2:16-cv-00397-JMS-MJD.**

# Methodology

- Onsite Information & Data Collection
- Interviews with Local Officials, Stakeholders, Community
- Assess & Evaluate Jail & Criminal Justice System Practices
- Evaluate Jail Structures & Operations
- Analysis of Jail Population Trends
- Data Analysis
- Research & Evidence Based Best Practices
- Sustainable Action Planning

## Two Questions?

- 1. Does the Vigo County Jail have bed capacity to incarcerate the current & forecasted inmate population?**
- 2. Can the Vigo County Jail ensure sustainable provision of constitutional care & custody in inmates?**



**Vigo County Jail DOES NOT have bed capacity to  
incarcerate the current & forecasted inmate  
population?**

**125,000+ Jail Records Examined**

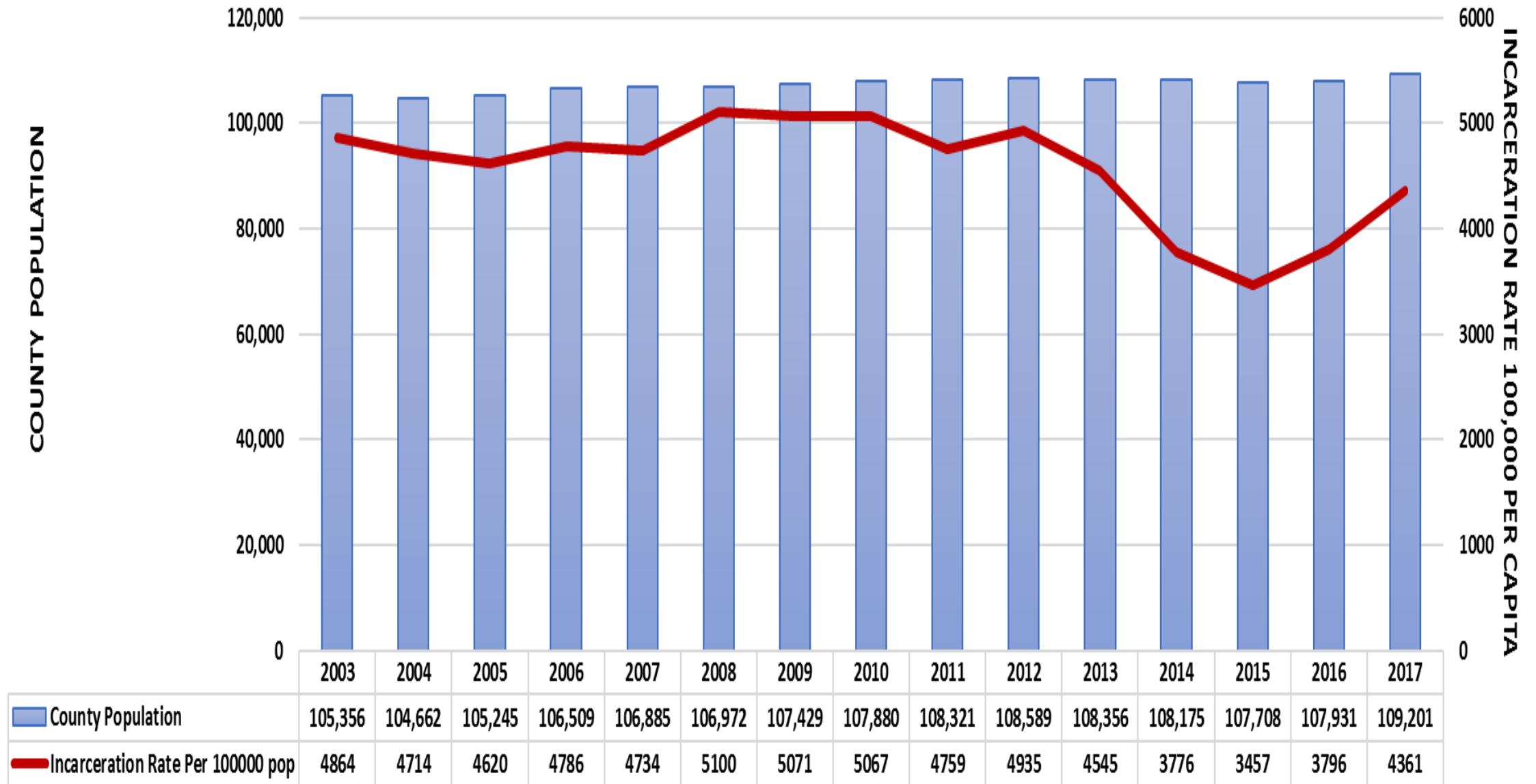
**73,352 Admissions**

**28,458 Unique Admissions**

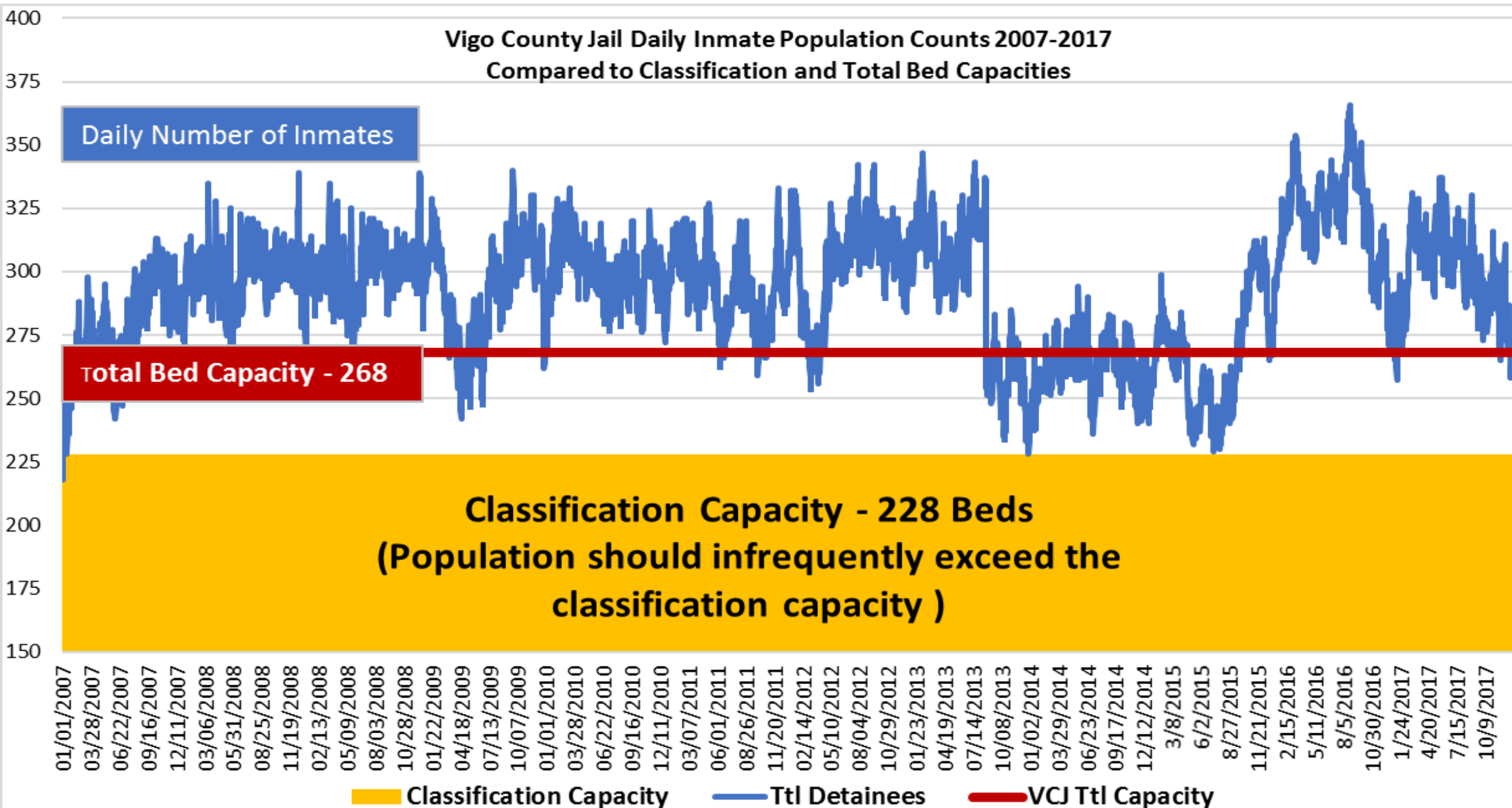
**Classification Capacity – 228**

**Total Capacity - 268**

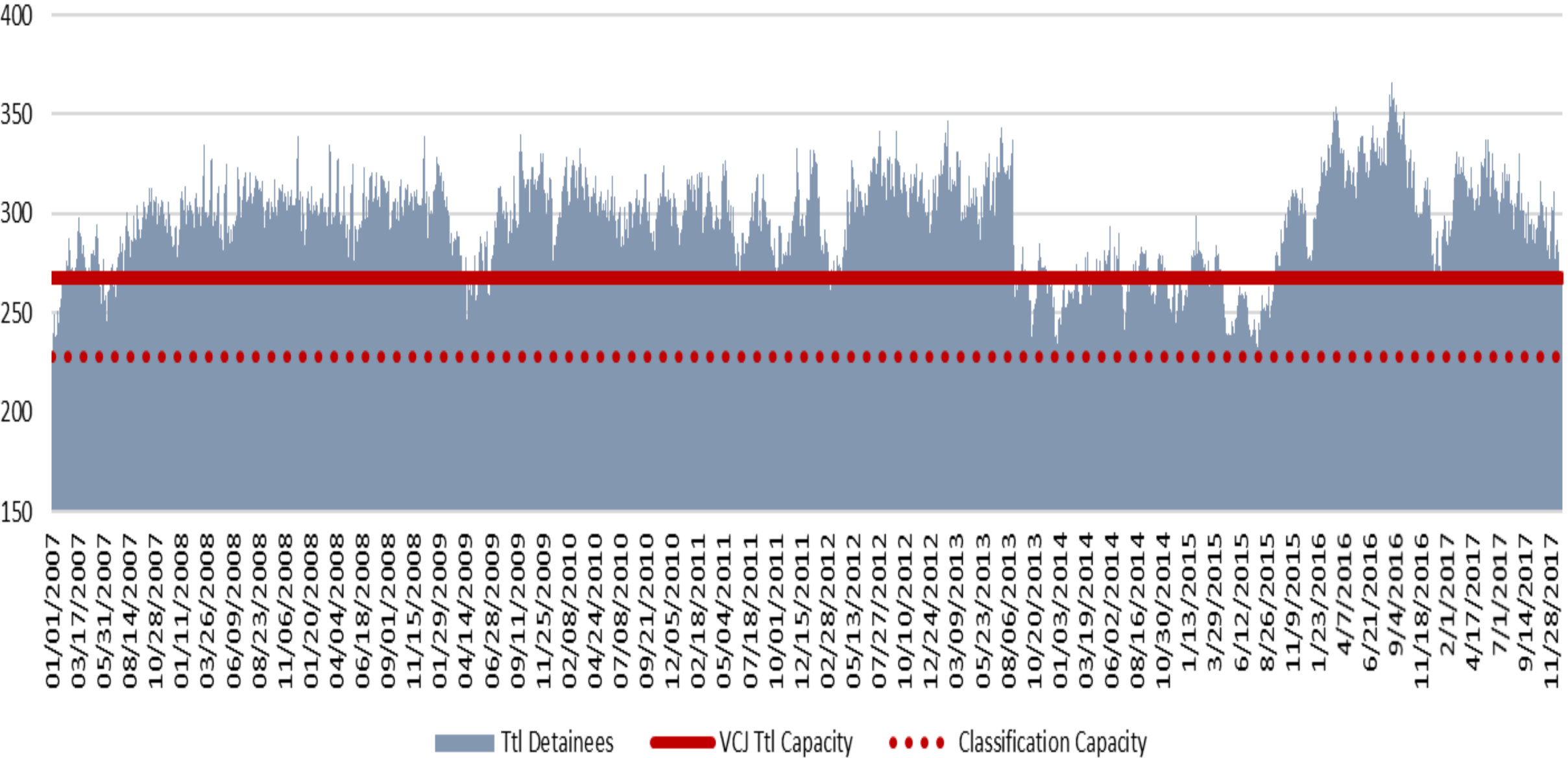
# VIGO COUNTY POPULATION & INCARCERATION RATE 100,000 PER CAPITA



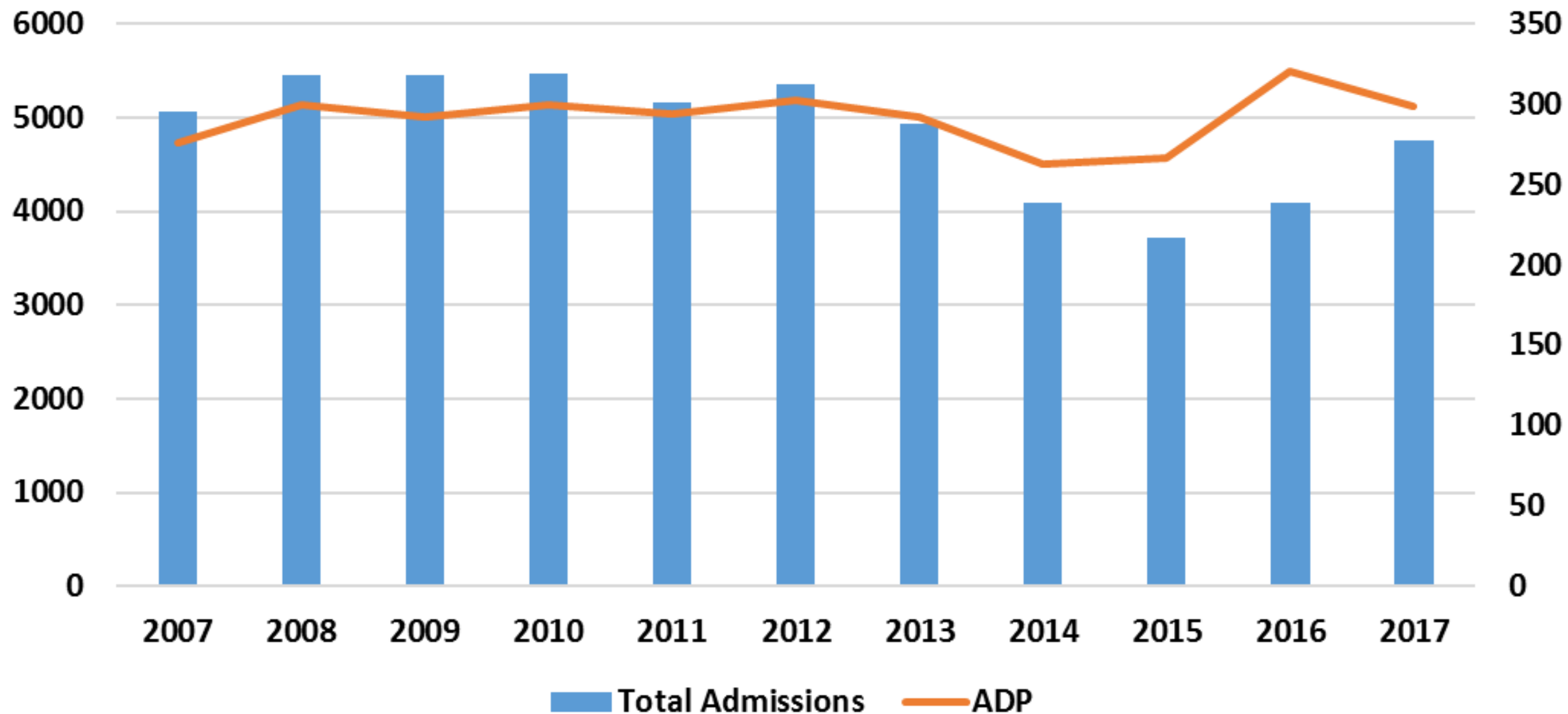
# Vigo County Jail Daily Inmate Population Counts 2007-2017 Compared to Classification and Total Bed Capacities



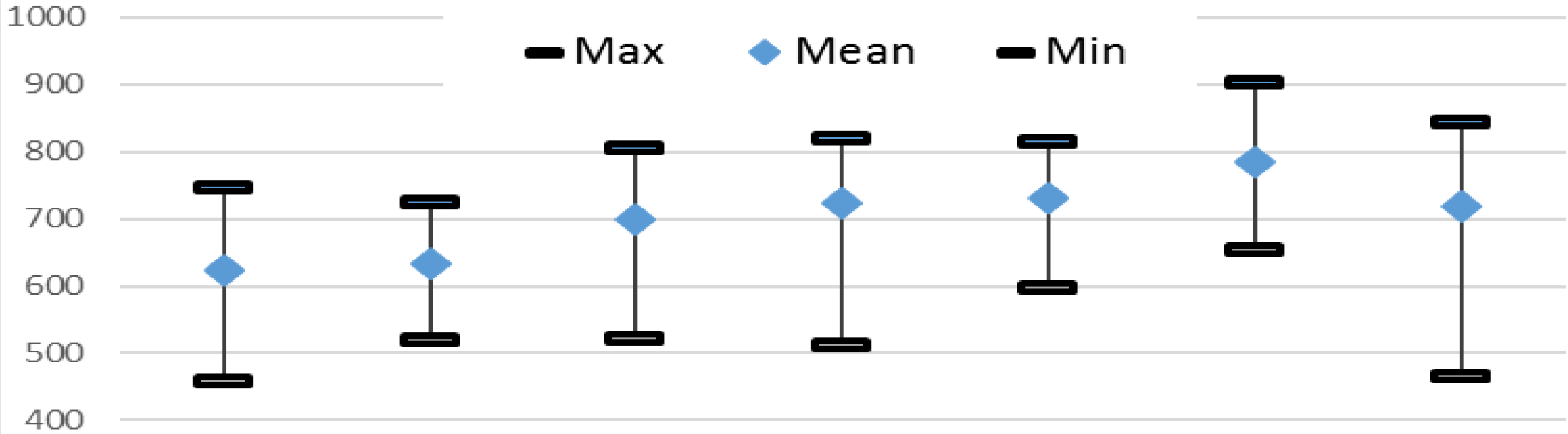
# Vigo County Jail Over Crowding 2007-2017



# Vigo County Annual Jail Admissions & ADP 2007-2017



# Unique Bookings by Day of Week (2003-2017)

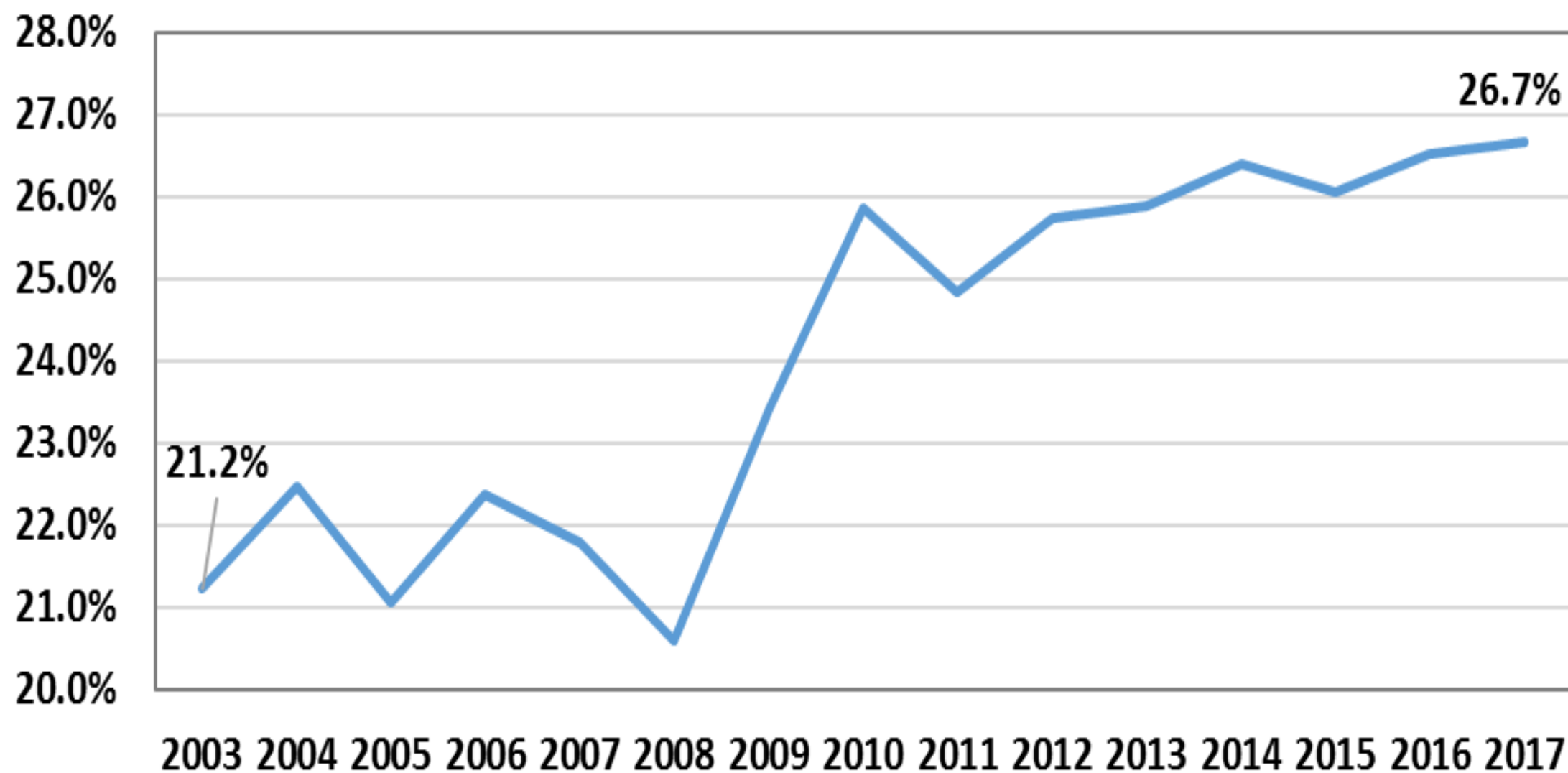


Day	Sun	Mon	Tue	Wed	Thur	Fri	Sat
Max	746	723	803	819	815	902	844
Mean	622	633	700	723	732	784	720
Min	458	517	521	511	597	653	465
SD	94.4	67.2	78.3	80.5	68.5	72.4	111.9

# Admission Length of Stay

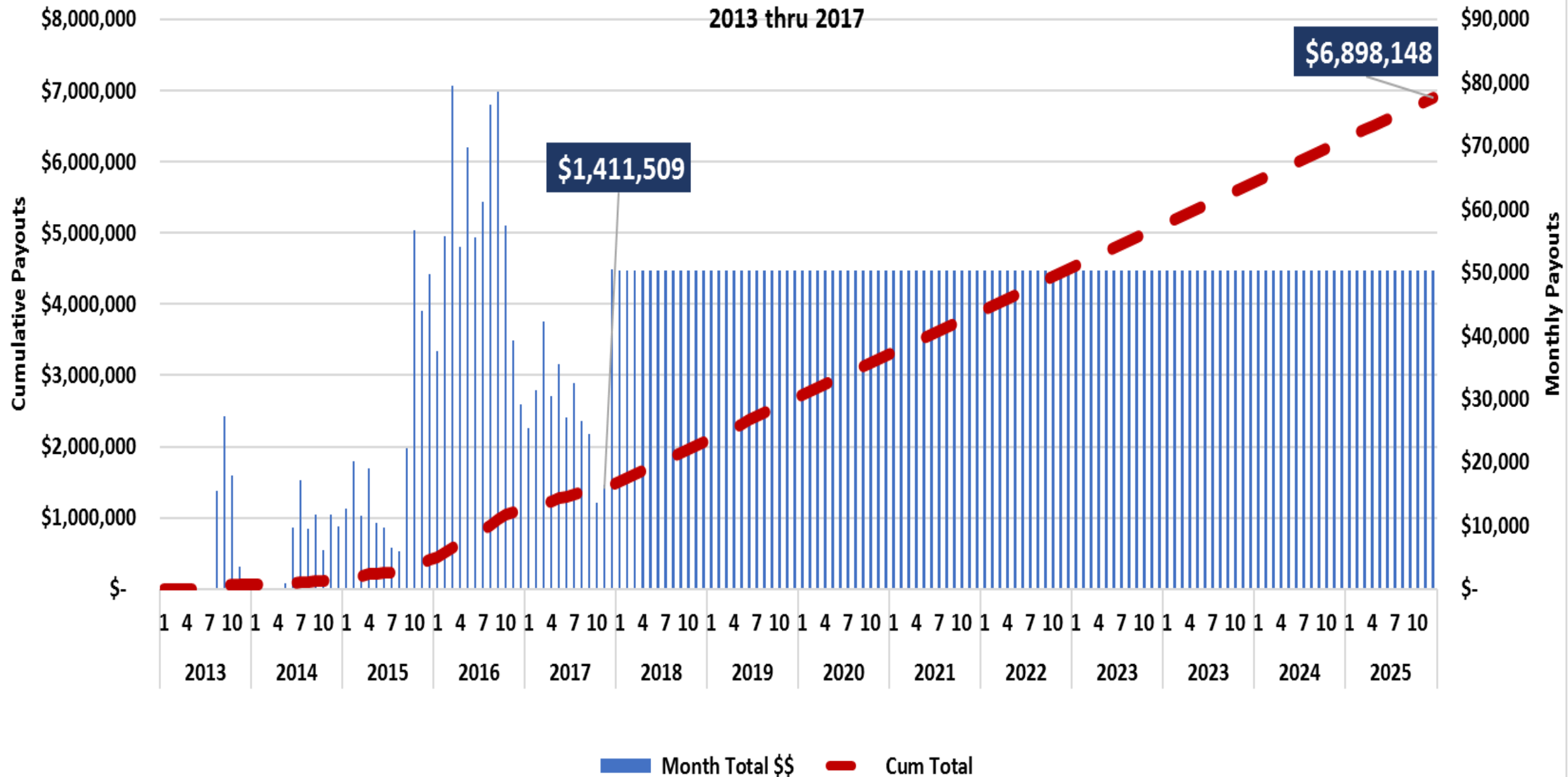
Year	2002	2006	2010	2012	2015	2016	2017	Total
Less than 1 day	44.2%	56.2%	59.5%	54.0%	43.9%	44.4%	44.3%	52.3%
1 days	49.0%	60.3%	62.9%	58.7%	48.8%	48.8%	49.0%	56.6%
2 days	55.9%	66.1%	68.2%	64.1%	54.4%	54.8%	57.1%	62.8%
3 days	60.7%	70.1%	72.2%	68.2%	58.9%	59.2%	63.3%	67.4%
4 days	62.8%	72.6%	74.7%	70.9%	62.6%	62.3%	66.7%	70.1%
5 days	64.1%	74.0%	76.2%	72.8%	64.5%	64.4%	69.4%	71.9%
6 days	66.1%	75.4%	77.9%	74.5%	66.9%	66.4%	72.0%	73.8%
7 days	67.3%	76.9%	79.1%	76.0%	68.5%	67.8%	73.8%	75.2%
8 days	68.5%	77.8%	80.1%	76.8%	69.8%	69.0%	75.1%	76.2%
9 days	69.0%	78.8%	80.9%	77.4%	70.6%	70.1%	76.0%	77.0%
10 days	69.3%	79.1%	81.2%	77.6%	71.3%	70.6%	76.2%	77.4%

## Percent of Admissions Female by Year





# Vigo County Jail Monthly / Cumulative Inmate Bed Contracting / NonConfinement Payouts 2013 thru 2017



Vigo County Jail CANNOT ensure sustainable provision of constitutional care & custody in inmates?

Environmental Conditions

Protection from Harm

Classification

Medical

Mental Health

	SECURITY CLASSIFICATION (RISK)								
	MINIMUM			MEDIUM			MAXIMUM		
HOUSING CLASSIFICATIONS (NEEDS)	Male	Female	Juvenile	Male	Female	Juvenile	Male	Female	Juvenile
GENERAL POP									
INTAKE / RELEASE									
SEGREGATION (from GP)									
Admin									
Discipline									
Protective									
Med Close Observation									
Med Sheltered Care									
MH Crisis									
MH Constant Watch									
MH Close Watch									
MH Stable Mileau									
Inmate Workers									
Inside									
Outside									
Totals									